



4770005645



KIT FASATURA OPEL 1.4 - 2.2 16V ECOTEC BENZINA



TWIN CAMS TIMING BELT KIT FOR PETROL OPEL 1.4 - 2.2 16V ECOTEC ENGINES



KIT CALAGE OPEL 1.4 - 2.2 16V ECOTEC ESSENCE



KIT PARA LA PUESTA A PUNTO DE LOS MOTORES OPEL A GASOLINA 1.4 - 2.2 16V ECOTEC

Meccanocar S.r.l.

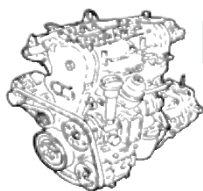
Via G.B. Magnaghi, 2/2 - 16129 Genova - ITALY
Phone + 39 010 566764 - Fax + 39 010 561535
Sede operativa:
Via S. Francesco, 22 - 56033 Capannoli, Pisa - ITALY
Phone + 39 0587 609433 - + 39 0587 607145

Meccanocar france s.a.r.l.

Société du groupe Meccanocar
191, Z.I. Secteur D13 Allée des Agriculteurs,
06700 - Saint Laurent du Var - FRANCE
Tel. 04 92 12 80 00 - Fax 04 92 12 81 11

Meccanocar Mole Professional line s.l.u.

Empresa del grupo Meccanocar
Pol. Ind. Torremirona C/UNICEF, n°9
Nave 3 - 17190 Salt (Girona)
Tel. 0034 972 245053 - Fax 0034 972 242297



Operazioni preliminari

- Prima di iniziare la fasatura, DISCONNETTERE SEMPRE il filo di massa della batteria;
- Non ruotare MAI l'albero motore, lavorare sempre sulle camme o sulle pulegge;
- Non ruotare MAI l'albero motore quando la cinghia è smontata;
- Ruotare il motore sempre nel suo senso normale di rotazione;
- Smontare le candele per facilitare la rotazione del motore.

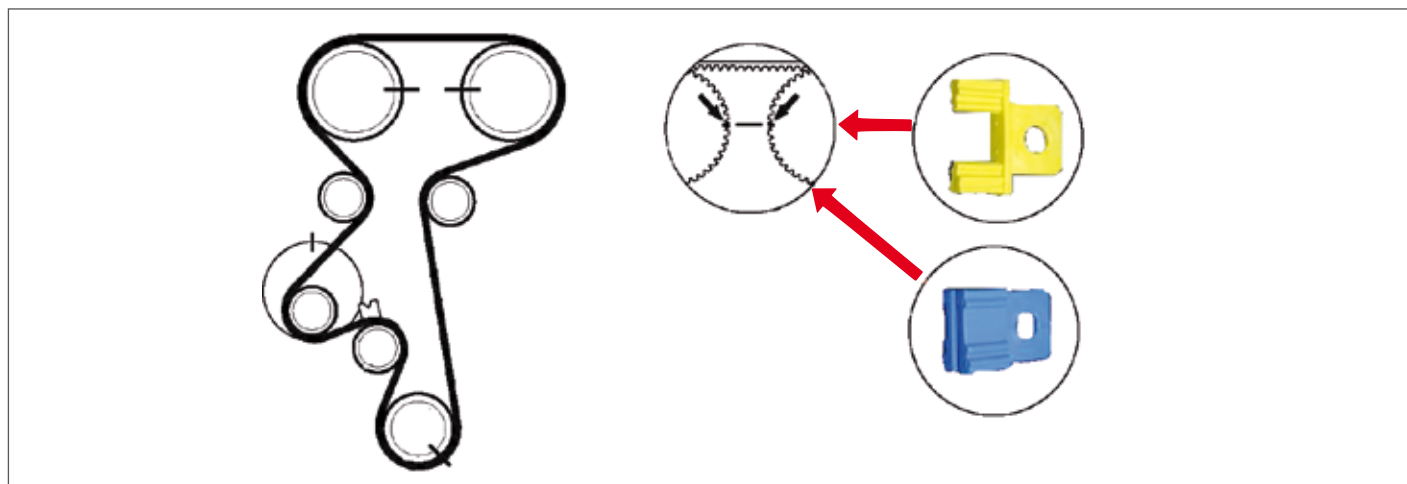
Componenti




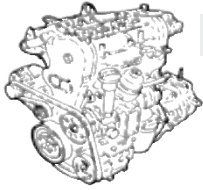
Rif.	Codice	Codice OEM	Descrizione
1		KM 853	Piastra fasatura
2		KM 852	Piastra fasatura

Applicazione

Marca	Modello	Motore	Codice motore
Opel	Corsa B e C, Combo, Tigra, Tigra B, Meriva, Astra F,G e H, Speedster / VX220, Zafira A e B, Vectra B e C, Signum, Omega B, Sintra, Frontera A e B	1.4 16v, 1.6 16v, 1.8 16v, 2.0 16v, 2.2 16v	X14XE, Z14XE, X16SEJ, X16XE, X16XEL, Y16XE, Z16XE, Z16YNG, C18XEL, X18XE, X18XE1, Z18XE, Z18XEL, C20SEL, C20XE, X20XEV, Z20LEH, Z20LEL, Z20LER, Z20LET, X22SE, X22XE, Y22SE, Y22XE, Z22XE







Preliminary operations

- Before starting timing operations, DISCONNECT ALWAYS the battery earth wire;
- NEVER rotate the crankshaft, operating on the camshaft or on the pulleys;
- NEVER rotate the crankshaft if the timing belt is dismantled;
- Rotate the engine always following its normal rotation direction;
- Dismount the glow plugs, to facilitate the rotation of the engine.

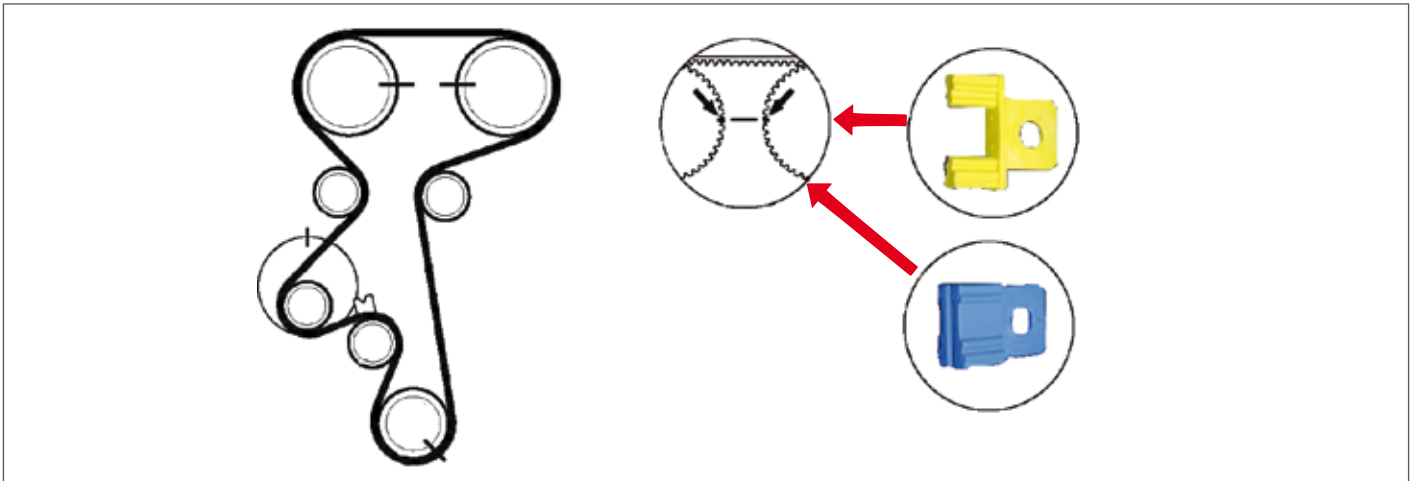
Components




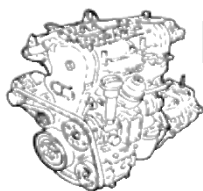
Ref.	Code	OEM code	Description
1		KM 853	Timing plate
2		KM 852	Timing plate

Application

Brand	Model	Engine	Engine code
Opel	Corsa B e C, Combo, Tigra, Tigra B, Meriva, Astra F,G e H, Speedster / VX220, Zafira A e B, Vectra B e C, Signum, Omega B, Sintra, Frontera A e B	1.4 16v, 1.6 16v, 1.8 16v, 2.0 16v, 2.2 16v	X14XE, Z14XE, X16SEJ, X16XE, X16XEL, Y16XE, Z16XE, Z16YNG, C18XEL, X18XE, X18XE1, Z18XE, Z18XEL, C20SEL, C20XE, X20XEV, Z20LEH, Z20LEL, Z20LER, Z20LET, X22SE, X22XE, Y22SE, Y22XE, Z22XE







Opérations préliminaires

- Avant de commencer les opérations de synchronisation, **DEBRANCHER** toujours le fil de masse de la batterie;
- Ne jamais faire tourner le vilebrequin, opérant sur l'arbre à cames ou sur les poulies;
- Ne jamais faire tourner le vilebrequin si la courroie de distribution est démontée;
- Tourner le moteur en suivant toujours son sens de rotation normal;
- Démontez les bougies de préchauffage, pour faciliter la rotation du moteur.

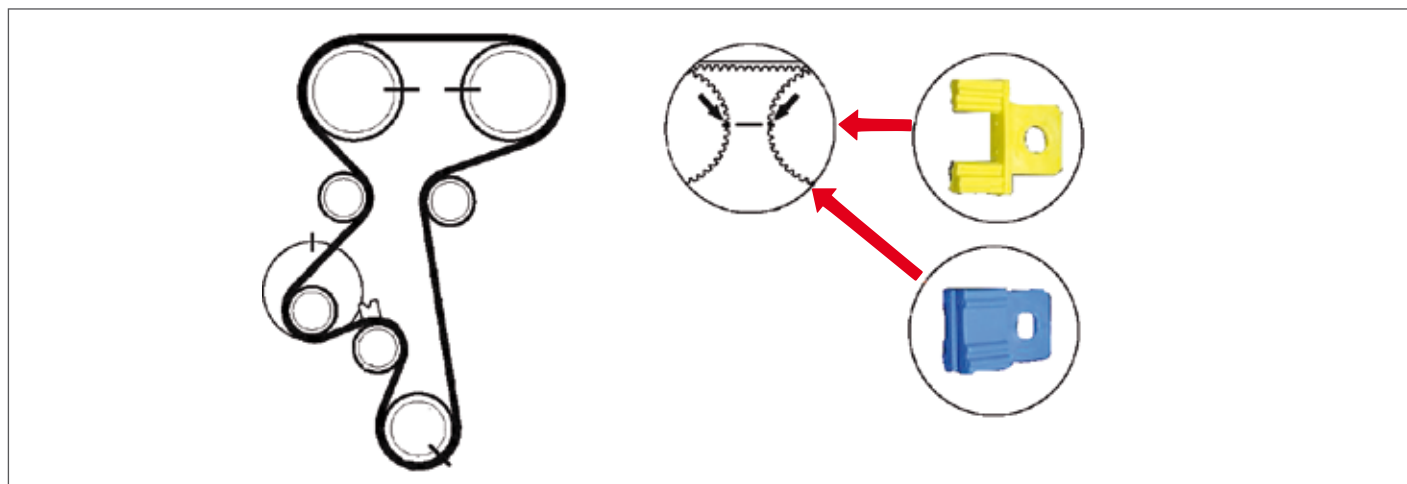
Composants




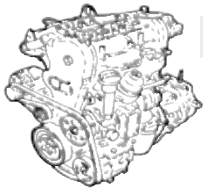
Réf.	Code	OEM code	Description
1		KM 853	Plaque pour le calage
2		KM 852	Plaque pour le calage

Application

Marque	Modèle	Moteur	Code moteur
Opel	Corsa B e C, Combo, Tigra, Tigra B, Meriva, Astra F,G e H, Speedster / VX220, Zafira A e B, Vectra B e C, Signum, Omega B, Sintra, Frontera A e B	1.4 16v, 1.6 16v, 1.8 16v, 2.0 16v, 2.2 16v	X14XE, Z14XE, X16SEJ, X16XE, X16XEL, Y16XE, Z16XE, Z16YNG, C18XEL, X18XE, X18XE1, Z18XE, Z18XEL, C20SEL, C20XE, X20XE, Z20LEH, Z20LEL, Z20LER, Z20LET, X22SE, X22XE, Y22SE, Y22XE, Z22XE







Operaciones preliminares

- Desconectar SIEMPRE el cable de masa de la batería;
- NO hacer girar el cigüeñal NI el árbol de levas con la correa de distribución desmontada;
- NO hacer girar el motor mediante el árbol de levas u otros piñones;
- Hacer girar el motor en el sentido de giro normal (a menos que se especifique lo contrario);
- Desmontar las bujías para hacer girar con mayor facilidad el motor.

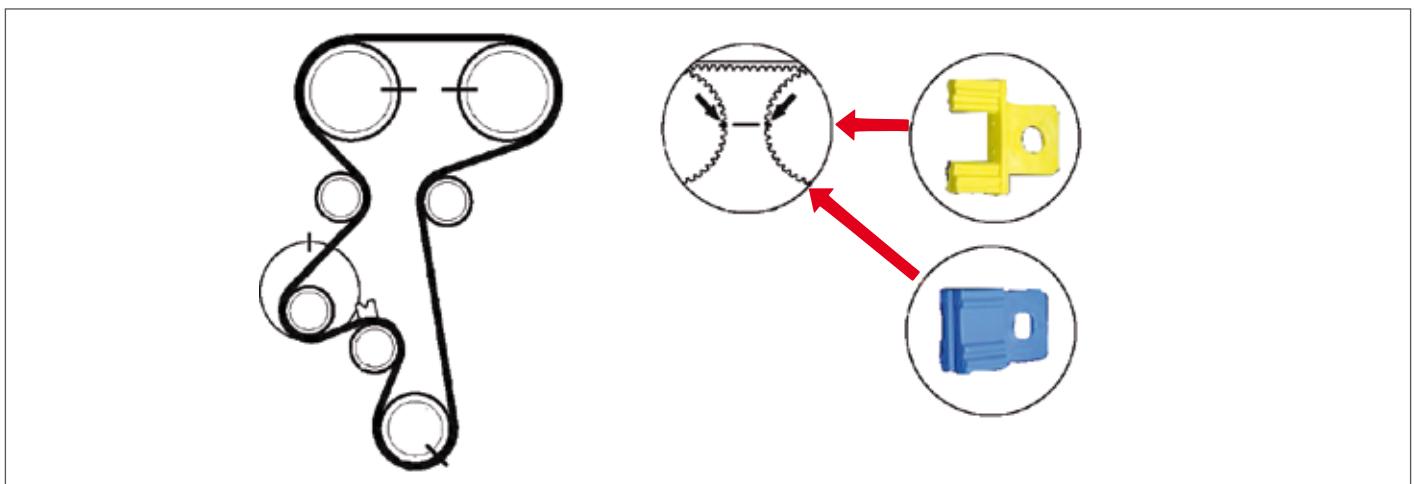
Componentes



Ref.	Código	Código OEM	Descripción
1		KM 853	Placa para la puesta a punto
2		KM 852	Placa para la puesta a punto

Aplicación

Marca	Modelo	Motor	Código motor
Opel	Corsa B e C, Combo, Tigra, Tigra B, Meriva, Astra F,G e H, Speedster / VX220, Zafira A e B, Vectra B e C, Signum, Omega B, Sintra, Frontera A e B	1.4 16v, 1.6 16v, 1.8 16v, 2.0 16v, 2.2 16v	X14XE, Z14XE, X16SEJ, X16XE, X16XEL, Y16XE, Z16XE, Z16YNG, C18XEL, X18XE, X18XE1, Z18XE, Z18XEL, C20SEL, C20XE, X20XEV, Z20LEH, Z20LEL, Z20LER, Z20LET, X22SE, X22XE, Y22SE, Y22XE, Z22XE





Meccanocar S.r.l.

Via G.B. Magnaghi, 2/2 - 16129 Genova - ITALY
Phone + 39 010 566764 - Fax + 39 010 561535
Sede operativa:
Via S. Francesco, 22 - 56033 Capannoli, Pisa - ITALY
Phone + 39 0587 609433 - + 39 0587 607145

Meccanocar france s.a.r.l.

Société du groupe Meccanocar
191, Z.I. Secteur D13 Allée des Agriculteurs,
06700 - Saint Laurent du Var - FRANCE
Tel. 04 92 12 80 00 - Fax 04 92 12 81 11

Meccanocar Mole Professional line s.l.u.

Empresa del grupo Meccanocar
Pol. Ind. Torremirona C/UNICEF, n°9
Nave 3 - 17190 Salt (Girona)
Tel. 0034 972 245053 - Fax 0034 972 242297